












Organiser: Kreisschulsportbeauftragte der Stadt Lübeck  
 Sponsor: Sparkasse zu Lübeck  
 Date: 27.05.2026, Start: 09:00  
 Event Location: Buniamschhof, Wallstraße, 23552 Lübeck, Germany  
 Match Duration in Group Phase: 12 Minutes Match Duration in Final Phase: 14 Minutes  
 Placement Mode: Points - Goal Difference - Amount of Goals - Head-to-Head Record



Live Results

Participants

Gruppe A		
1	Emil-Possehl Schule	
2	Carl-Jacob-Burckhardt-Gymnasium	
3	Baltic-Schule	
4	Dorothea-Schlözer-Schule	
5	Oberschule zum Dom	

Gruppe B		
8	Trave-Gymnasium	
9	GGSt. Jürgen	
10	Hanse-Schule	
6	Friedrich-List-Schule	
7	Ernestinenschule	

Preliminary Round

No.	C	Start	Gr	Match		Result
1	1	09:00	A	Emil-Possehl Schule	Oberschule zum Dom	:
2	2	09:00	A	Carl-Jacob-Burckhardt-G	Baltic-Schule	:
3	1	09:15	B	Trave-Gymnasium	Ernestinenschule	:
4	2	09:15	B	GGSt. Jürgen	Hanse-Schule	:
5	1	09:30	A	Dorothea-Schlözer-Schul	Emil-Possehl Schule	:
6	2	09:30	A	Baltic-Schule	Oberschule zum Dom	:
7	1	09:45	B	Friedrich-List-Schule	Trave-Gymnasium	:
8	2	09:45	B	Hanse-Schule	Ernestinenschule	:
9	1	10:00	A	Dorothea-Schlözer-Schul	Carl-Jacob-Burckhardt-G	:
10	2	10:00	A	Baltic-Schule	Emil-Possehl Schule	:
11	1	10:15	B	Friedrich-List-Schule	GGSt. Jürgen	:
12	2	10:15	B	Hanse-Schule	Trave-Gymnasium	:
13	1	10:30	A	Oberschule zum Dom	Dorothea-Schlözer-Schul	:
14	2	10:30	A	Emil-Possehl Schule	Carl-Jacob-Burckhardt-G	:
15	1	10:45	B	Ernestinenschule	Friedrich-List-Schule	:
16	2	10:45	B	Trave-Gymnasium	GGSt. Jürgen	:
17	1	11:00	A	Dorothea-Schlözer-Schul	Baltic-Schule	:
18	2	11:00	A	Carl-Jacob-Burckhardt-G	Oberschule zum Dom	:
19	1	11:15	B	Friedrich-List-Schule	Hanse-Schule	:
20	2	11:15	B	GGSt. Jürgen	Ernestinenschule	:

Gruppe A				
Pl	Participant	G	GD	Pts
	Emil-Possehl Schule	:		
	Carl-Jacob-Burckhardt-Gy	:		
	Baltic-Schule	:		
	Dorothea-Schlözer-Schule	:		
	Oberschule zum Dom	:		

Gruppe B				
Pl	Participant	G	GD	Pts
	Trave-Gymnasium	:		
	GGSt. Jürgen	:		
	Hanse-Schule	:		
	Friedrich-List-Schule	:		
	Ernestinenschule	:		

## Final Round

No.	C	Start	Match		Result	AETAPS
<b>Match for 9th Place</b>						
21	1	11:32	5th Gruppe A -	5th Gruppe B -	:	
<b>4th Quarterfinal</b>						
22	1	11:56	1st Gruppe A -	4th Gruppe B -	:	
<b>3rd Quarterfinal</b>						
23	2	11:56	2nd Gruppe A -	3rd Gruppe B -	:	
<b>2nd Quarterfinal</b>						
24	1	12:20	3rd Gruppe A -	2nd Gruppe B -	:	
<b>1st Quarterfinal</b>						
25	2	12:20	4th Gruppe A -	1st Gruppe B -	:	
<b>4th Semifinal (places 5 to 8)</b>						
26	1	12:44	Loser 3rd Quarterfinal -	Loser 4th Quarterfinal -	:	
<b>3rd Semifinal (places 5 to 8)</b>						
27	2	12:44	Loser 1st Quarterfinal -	Loser 2nd Quarterfinal -	:	
<b>2nd Semifinal</b>						
28	1	13:08	Winner 3rd Quarterfinal -	Winner 4th Quarterfinal -	:	
<b>1st Semifinal</b>						
29	2	13:08	Winner 1st Quarterfinal -	Winner 2nd Quarterfinal -	:	
<b>Match for 7th Place</b>						
30	1	13:32	Loser 3rd Semifinal (place -	Loser 4th Semifinal (place -	:	
<b>Match for 5th Place</b>						
31	2	13:32	Winner 3rd Semifinal (plac -	Winner 4th Semifinal (plac -	:	
<b>Match for 3rd Place</b>						
32	1	13:56	Loser 1st Semifinal -	Loser 2nd Semifinal -	:	
<b>Final</b>						
33	1	14:20	Winner 1st Semifinal -	Winner 2nd Semifinal -	:	

## Final Round

Pl	Participant
1.	
2.	
3.	
4.	
5.	
6.	
7.	
8.	
9.	
10.	